


LEADERS


Leader Parts



Practical Fishing Knots, by
Lefty Kreh and Mark Sosin

- **Butt**
 - Largest diameter part, transitions from Fly Line
 - Directly Transfers Momentum From Flyline
- **Mid Section**
 - Steps Down in Diameter To Tippet
 - Smoothly transfers Momentum from Fly Line
- **Tippet**
 - Smallest diameter
 - Defines how the Fly will Move

Purpose of a Leader



- It Separates Fly From Fly Line
 - Forms an “invisible” connection to Fly
 - Doesn't Splash on water as it lands - or it shouldn't
- Transfers Energy of the fly line to the fly
- Allows Fly to Move more naturally
 - Smaller Tippet enables Fly Motion on and in the water
 - Allows Fly to drift freely in currents
- But Must be Strong Enough to Land Fish

Leader Transfers Energy of the Fly Line to The Fly

Good Turnover

Momentum Consistently Straightens out Leader and Fly
Flyline and leader are compatible in size & weight



Poor Turnover

Momentum Doesn't Transfer to Fly
Imbalance between flyline and leader or fly
Or Casting problems - just maybe

Leader Types

Tapered, Hand Tied, or Furled Leaders

- **Tapered** Most Straightforward
 - Factory ,Single Piece Drawn to Ideal Taper
 - **Most Fly Fishers Use These**
 - Can Modify to Most Situations
- **Hand Tied** for Custom Performance
 - Infinitely Flexible - Can Optimize to Fishing Situation
 - Easy to Do Yourself - Can Save Money
- **Furled/Braided**
 - Very specialized leader type
 - Used for streamers, large flies, & saltwater flies





Buy Packaged Tapered Leaders

What You Need:

Trout 7.5 - 9 ft 4x

Bass 7.5 - 9 ft 10 lb



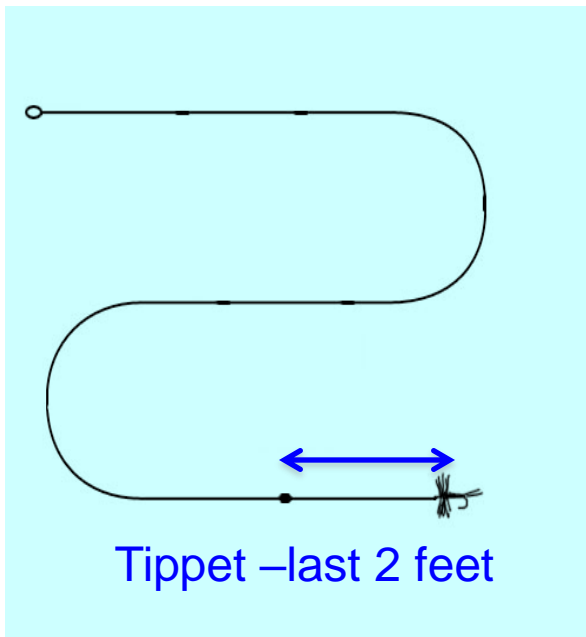
Typically have a loop to tie to flyline loop

Handle New Leaders Carefully

- Removing from Package
 - **VERY IMPORTANT - UNWRAP BUTT END FIRST**
- Straighten By Pulling and Holding Tight for a few seconds
 - **A LEADER "STRAIGHTENER" IS NOT RECOMMENDED**



Leaders can be Changed While Fishing



- After ~ 5 Flies
 - Tippet Is Consumed
 - Tie On Another 2 ft
- Add Longer Tippet
 - For Freer Fly Movement
- Add Longer, Smaller Tippet
 - For Freer Small Fly Movement
- For Bigger Flies
 - Cut Back To Heavier Area In Taper
 - Add 2 ft of Heavier Tippet (3X)

Match Tippet Size to Fly

- Tippets Use X Rating
 - X is number of times through cutting die (more = thinner)
- X Rating Defines Diameter
 - 11-X number (in thousandths of inch)
- X Tradeoff
 - Smaller diameter = Freer Motion
 - Larger diameter = Better Turnover
- General Rule
 - Tippet Size = 1/3 the fly size
 - Use 4X Tippet for a #12 fly
- Avoid Big Diameter Changes
 - Keep less than 2X Steps

Monofilament Tippet Sizes			
X-Rating	Mono Strength	Diameter	Approx Fly Size
	(lbs)	(inches)	
7X	1.9	.004"	#20-#28
6X	2.8	.005"	#18-#26
5X	3.9	.006"	#14-#20
4X	5.2	.007"	#6-#14
3X	6.6	.008"	#6-#12
2X	8.3	.009"	#4-#10
1X	10	.010"	#4-#8
0X	12	.011"	#4-#6
	14	.013"	#8-#12
	17	.015"	#4-#8
	19	.017"	#1/0-#4
	22	.019"	#3/0-#1/0
	25	.021"	#5/0-#3/0



Nylon

- Most Common
- Softer/Pliable
- Floats
- Breaks down in UV
 - Keep out of sun and heat
 - If it breaks easily, replace it
- Recommended for all-around fishing

Fluorocarbon

- Nearly Invisible in water
- Stronger & Resists Abrasion
- Sinks
- Helpful for trout nymphing, clear water, saltwater fishing
- Never Breaks Down in Sunlight
- More Expensive



Don't Make Leader Too Strong

10-15 lb Max

- Tippet = Weakest Link
 - Fly Line ~30-50lb test
 - Arbor Knot Breaks ~10-20 lbs
- Stuck in Trees or on Bottom ?
Want the tippet to break
- Large Fish Heading Down the River?
 - Before you reach the Arbor Knot
 - Point Rod @ Fish and Lock Down Reel
 - Break off at tippet or fly line connection